

## FEATURES

- UL safety approval.
- Nominal power 200mW.
- Operating power 130mW.
- Heavy current up to 15 Amps.
- DIL pitch terminal.

## CONTACT RATINGS

- Contact Arrangement.....1 Form A (SPST-NO)
- Max. Switching Power.....3750VA 300W
- Max. Switching Voltage.....250VAC 110VDC
- Max. Switching Current.....15A
- Contact Resistance..... $\leq 50m\Omega$
- Rating Load.....15A/250VAC 10A/30VDC  
.....0.3A/110VDC
- Contact Material.....Ag Alloy

## CHARACTERISTICS

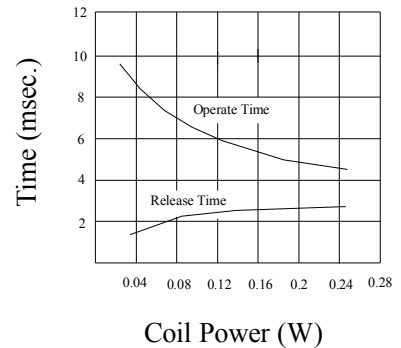
- Electrical Life..... $1 \times 10^5$
- Mechanical Life..... $1 \times 10^7$
- Initial Insulation Resistance.....Min. 100M $\Omega$  500VDC
- Contact Resistance (Initial)..... $\leq 50m\Omega$
- Operate Time..... $\leq 10ms$
- Release Time..... $\leq 4ms$
- Initial Dielectric Strength  
.....50/60Hz 1000VAC 1 min. (between open contacts)  
.....50/60Hz 1500VAC 1 min. (between contacts and coil)
- Vibration Resistance  
.....Malfunction: 10 to 55Hz at Double Amplitude of 1.5mm  
.....Destructive: 10 to 55Hz at Double Amplitude of 1.5mm
- Shock Resistance  
.....Malfunction: 10G (11ms) / Destructive: 100G (6ms)
- Ambient Temperature ..... $-40^{\circ}C \sim +70^{\circ}C$
- Relative Humidity.....85% at  $40^{\circ}C$
- Unit Weight.....Approx. 8g



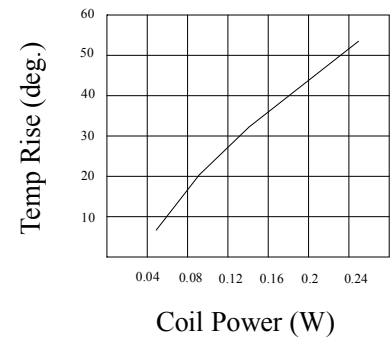
UL FILE NO: E169563

## 945 Referential Data

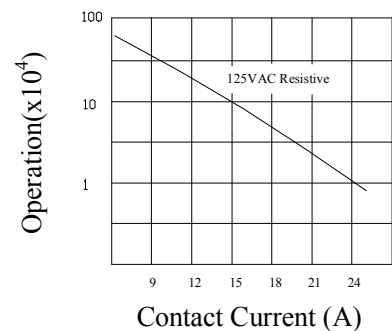
### Timing



### Coil Temperature Rise



### Life Curves



## ORDERING INFORMATION

945 - 1A - 6 D S  
 1 2 3 4 5

Enclosure.....Nil=General Type  
 .....S = Sealed Type

Coil Type.....D: DC

Coil Voltage.....5~48V

Contact Arrangement.....1A = 1 Form A (SPST-NO)

Model Number.....945

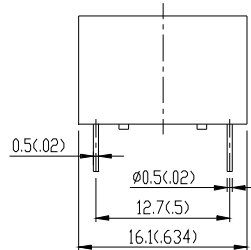
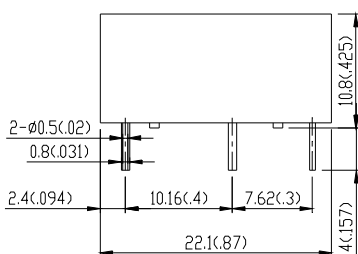
## COIL RATINGS (at 20°C)

COIL TYPE	Coil Nominal Voltage (V)	Coil Resistance ( $\Omega \pm 10\%$ )	Pick-Up Voltage (V) $\leq$	Drop-Out Voltage (V) $\geq$	Nominal Current (mA)
DC Standard Coils	5	125	4	0.25	40
	6	180	4.8	0.3	33.3
	9	405	7.2	0.45	22.2
	12	720	9.6	0.6	16.7
	18	1620	14.4	0.9	11.1
	24	2880	19.2	1.2	8.3
	48	11520	38.4	2.4	4.2

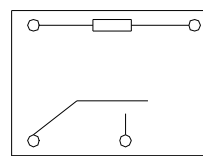
\* Max Continuous Voltage at 20°C: 110% of Coil Nominal Voltage.

## OUTLINE DIMENSIONS

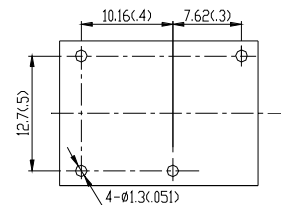
**Dimensions**



**Internal Connections  
(Bottom View)**



**Drilling Plan  
(Bottom View)**



REMARK: Tolerance of outline dimensions:  $\pm 0.2(.008)$ .

UNIT: mm (inch)